

GREENWAY®

PRECISION HORIZONTAL CNC LATHE

精密臥式數控車床


品質精密 · 永續昌勇
THE LATHE THAT LASTS



昌勇實業股份有限公司
JARNG YEONG ENTERPRISE CO., LTD.

43346 台中市沙鹿區清泉里清泉路1-9號
No. 1-9, Ching Chien Rd., Ching Chien Village,
Shalu District, Taichung City 43346, Taiwan

Tel +886-4-2615-2157
Fax +886-4-2615-2161
Web www.cnc-lathe.com
E-mail greenway@cnc-lathe.com



www.cnc-lathe.com

代理商 / AGENT



關於昌勇

ABOUT US

品質精密 · 永續昌勇
THE LATHE THAT LASTS



在臺深耕近40年

昌勇實業股份有限公司創立於1978年，專於零件加工、刀具滑板生產製造，以客戶需求為核心，在臺深耕近40年，銷售於臺灣各知名廠家，成立以來秉持著服務、專業、熱情為客戶服務，備受好評。



致力研發新一代機種

為精準掌握客戶產品需求，因應市場快速多變之需求，昌勇實業投入車床製造，致力研發新一代機種，並於2011年推出GREENWAY品牌，希望能打破傳產的堅硬形象，以清新活力的形象走出傳產的新路線。



我們對品質的堅持

昌勇實業以完整的加工設備、優秀的專業團隊做後盾，產品的設計、加工、組裝以及品檢，所有製程皆在本廠完成，落實良好的品質控管，獲得客戶一致的肯定與讚賞。

昌勇實業以專業用心、優質效率、誠信服務、品質堅持的理念，行銷全球，產品遍及義大利、芬蘭、奧地利、德國、葡萄牙、埃及、土耳其、巴基斯坦、俄羅斯、美國、巴西、秘魯、墨西哥、日本、韓國、馬來西亞、泰國、香港、新加坡、印尼、印度、菲律賓、越南、厄瓜多、波蘭、斯洛維尼亞、南非以及中國大陸等世界各地，超過40個國家。

JARNG YEONG ENTERPRISE CO., LTD. was founded in 1978 which focused on auto lathe(CAM), CNC lathe and special purpose machine. With nearly 40 years of continuous efforts, JARNG YEONG ENTERPRISE CO., LTD. has been devoted to providing custom products based on customer requirements, and selling to well-known manufacturers in Taiwan with high profession and enthusiasm. JARNG YEONG ENTERPRISE CO., LTD. dedicates to research and develop a new generation of models and builds the "GREENWAY" brand to fully satisfy customer product requirements. GREENWAY symbolizes brand-new and lively style and differs with general and previous traditional manufacture industry.

Based on comprehensive processing equipment and an excellent professional team, GREENWAY is able to exercise strict quality control throughout the whole in-house process from product design, manufacturing, assembling and inspection which, in turn, has earned customers' continuous recognition and praise.

Devoted to the vision of quality, professionalism and customer care, efficiency and integrity and service, GREENWAY is now marketing to the world and with products selling in scores of overseas markets including : Italy, Finland, Austria, Germany, Portugal, Egypt, Turkey, Pakistan, Russia, United States, Brazil, Peru, Mexico, Japan, Korea, Malaysia, Thailand, Hongkong, Singapore, Indonesia, India, Philippines, Vietnam, Ecuador, Poland, Slovenia, South Africa and China.



目錄索引

INDEX

機台總覽

MACHINE OVERVIEW

03

機台介紹

MACHINE INTRODUCTION

走心式數控車床 SWISS TYPE CNC LATHE		刀塔式數控車床 TURRET TYPE CNC LATHE	
HCS-25	05	JYN-42	19
HCS-32	05	JOA-252	21
雙主軸數控車床 DUAL-SPINDLE CNC LATHE		門型機械手 GANTRY LOADER	
HCS-25B	07	HC-30N	23
HCS-32B	07	HC-30	23
經濟型數控車床 ECONOMICAL CNC LATHE		JYN-42	23
HC-20N	09	HC-30N專用機 HC-30N SPECIAL PURPOSE MACHINE	
HC-30N	11	F-TYPE	25
車銑複合數控車床 TURNING & MILLING COMPLEX TYPE CNC LATHE		J-TYPE	25
HC-30	13	U-TYPE	26
HCP-42	15		
HCP-42NEW	17		

機械規格

MACHINE SPECIFICATION

27

走心式數控車床

SWISS TYPE CNC LATHE

HCS-25/HCS-32



雙主軸數控車床

DUAL-SPINDLE CNC LATHE

HCS-25B/HCS-32B



刀塔式數控車床

TURRET TYPE CNC LATHE

JYN-42



JOA-252



經濟型數控車床

ECONOMICAL CNC LATHE

HC-20N



HC-30N



門型機械手

GANTRY LOADER


HC-30



HC-30N



JYN-42



車銑複合數控車床

TURNING & MILLING COMPLEX TYPE CNC LATHE

HC-30



HCP-42



HCP-42NEW



HC-30N專用機

HC-30N SPECIAL PURPOSE MACHINE

F-TYPE



J-TYPE



U-TYPE



走心式數控車床

SWISS TYPE CNC LATHE

HCS-25 HCS-32

高剛性結構車體，可作走心/走刀兩用車床，具有車、銑、鑽孔、攻牙及輪廓等多樣化加工功能，適用於長工件加工，縮短加工製程，提高生產力。


High rigidity body, sliding head or fixed head type CNC lathe with turning, milling, drilling, tapping and contouring functions, also suitable for processing long workpiece which can shorten the process and enhance the productivity.



產品說明 DESCRIPTION

- 高剛性結構車體，一體成型底座，高剛性線軌，提供更穩定、更快速、更精確的加工進給。
- 具有車、銑、鑽孔、攻牙、輪廓等多樣化加工功能，適用於長工件加工，可減少加工時間，提高生產效率。
- 具有加工品質高精度、低噪音、低振動等特性。
- 最多可使用18位刀具，搭配同步迴轉導套，能加工長工件。
- 主軸採用內藏式主軸，具有C軸功能，擁有高轉速、大功率、高精度、低震動等特性，能使加工表面更為細緻平滑。
- 油壓迴轉缸提供快速穩定的夾持力。
- 走心式 / 走刀式兩用車床，可依不同的加工需求，選擇更換走心式 / 走刀式組合結構。
- 走心式行程180 mm，最少殘料150 mm；走刀式行程310 mm，最少殘料50 mm。

- High rigidity body structure, machine base casting is integrally formed and high rigidity linear guideway, providing stabler, faster and higher precision.
- With turning, milling, drilling, tapping and contouring functions, also suitable for processing long workpiece which can reduce cycle processing time and improve production efficiency.
- High precision processing quality, low noiseless and low vibration.
- Max. 18 tools and works with synchronous rotary guide bushing device to process long workpiece.
- Built-in spindle is with C-axis function, high speed, big power, high precision and low vibration which can make surface of workpiece smoother.
- Rotary hydraulic cylinder provides fast and stable clamping force.
- It can depend on different demand of machining to with or without synchronous rotary guide bushing device.
- With guide bush type travel is 180 mm, min. offal is 150 mm. Without guide bush type travel is 310 mm, min. offal is 50 mm.



主軸同步迴轉導套裝置
Synchronous rotary guide bushing device



HCS-25/32 - 走心式車削樣品參考
Swiss type turning sample reference

HCS-25/HCS-32 標準配件與選購配件

STANDARD ACCESSORIES AND OPTIONAL ACCESSORIES FOR HCS-25/HCS-32

標準配件 STANDARD ACCESSORIES

工具及工具箱 Tools and tools box	1 SET	LED工作燈 Lighting device	1 SET	自動潤滑系統 Auto lubrication system	1 SET
6位置車刀架(口16) 6 position tool holder(□16)	1 SET	主軸筒夾 Spindle collet	1 PC	機械墊塊 Parts catcher with conveyor	4 PCS
變壓器 Transformer	1 SET	內藏式主軸 Built-in spindle			1 SET
鎢鋼導套 Guide bush					1 PC
C軸功能含鎖定 C-axis function with lock					1 SET
主軸油冷卻裝置 Spindle oil cooling device					1 SET
無料異警警示燈 No-material alarm indicating lamp					1 SET
成品取料裝置及輸送帶 Parts catcher with conveyor					1 SET
主軸同步迴轉導套裝置 Synchronous rotary guide bushing device					1 SET
端面5位置鑽孔座(I.D.Ø20) 5 position end face drilling device(I.D.Ø20)					1 SET
密閉式空調冷卻機(用於電器箱) Air-Condition unit for electric box					1 SET
側銑4軸動力裝置(ER-16) Side face milling device-4 shaft live tool(ER-16)					1 SET
切削水設備含1HP強力冷卻幫浦 Cutting coolant system with 1HP powerful coolant pump					1 SET
內孔套筒(I.D.Ø6, 8, 10, 12, 16 / O.D.Ø20) 各1只 Tool holder bush(I.D.Ø6, 8, 10, 12, 16 / O.D.Ø20) per pc					1 SET

選購配件 OPTIONAL ACCESSORIES

長工件取料盒 Long workpiece parts collecting box	電動鏈板式鐵屑排出機 Electrical steel belt type chip conveyor	穩壓器 Voltage stabilizer
輔助尾座 Auxiliary tailstock	棒材自動送料機 Hydrodynamic auto bar feeder	CE規格 CE specification
油霧回收機 Oil mist collector	油水分離機 Oil skimmer	油壓檢知 Hydraulic cylinder detection device
主軸內孔襯套組(PE材質) Spindle inner-hole bush(PE material)		
端面3軸動力裝置(ER-20) End face live tool device(3-shaft, ER-20)		
主軸導套(走刀式固定座) Spindle guide bush(Fixed head type spindle block)		

雙主軸數控車床

DUAL-SPINDLE CNC LATHE

HCS-25B HCS-32B


雙主軸車床，正面、背面同時加工，提高作業效率，亦可選配同步迴轉導套裝置，加工長軸型工件，可彈性靈活運用。

Dual-spindle can process both sides of the workpiece synchronously to enhance the productivity. Synchronous rotary guide bushing device can be optional for processing long shaft piece to reach various needs.



產品說明 DESCRIPTION

- 高剛性結構車體，一體成型底座，高剛性線軌，提供更穩定、更快速、更精確的加工進給。
- 具有車、銑、鑽孔、攻牙、輪廓等多樣化加工功能，可減少加工時間，提高生產效率。
- 正主軸採用內藏式主軸，具有C軸功能，擁有高轉速、大功率、高精度、低震動等特性，能使加工表面更為細緻平滑。
- 副主軸具有C軸功能，由伺服馬達驅動，搭配動力刀具裝置可作背面銑削。
- 最多可使用23位刀具，能同時進行正面、背面加工，可節省加工時間。
- 油壓迴轉缸提供快速穩定的夾持力，搭配同步迴轉導套，能加工長軸型物件。
- 走心式 / 走刀式兩用車床，可依不同的加工需求，選擇更換走心式 / 走刀式組合結構。
- 走心式行程180 mm，最少殘料150 mm；走刀式行程310 mm，最少殘料50 mm。
- High rigidity body structure, machine base casting is integrally formed and high rigidity linear guideway, providing stabler, faster and higher precision.
- With turning, milling, drilling, tapping and contouring functions, it can reduce cycle processing time and improve production efficiency.
- Built-in main spindle is with C-axis function, high speed, big power, high precision and low vibration which can make surface of workpiece smoother.
- Sub-spindle is with C-axis function, it can work live tool device for back side drilling, tapping and milling.
- Max. 23 tools, can do machining on front side and back side at the same time which can save time for processing.
- Rotary hydraulic cylinder provides fast and stable clamping force, also can be optional with synchronous rotary guide bushing device to process long shaft pieces.
- It can depend on different demand of machining to with or without synchronous rotary guide bushing device.
- With guide bush type travel is 180 mm, min. offal is 150mm. Without guide bush type travel is 310 mm, min. offal is 50 mm.



- 1 6位置車刀架口16
6 position tool holder □16
- 2 副主軸動力裝置(ER-16)(選配)
End face live tool device for Sub-spindle(ER-16)(opt)
- 3 端面5位置鑽孔座(I.D.Ø20)
5 position end face drilling device(I.D.Ø20)



HCS-25B/32B - 雙主軸車削樣品參考
Dual-spindle turning sample reference

HCS-25B/HCS-32B 標準配件與選購配件

STANDARD ACCESSORIES AND OPTIONAL ACCESSORIES FOR HCS-25B/HCS-32B

標準配件 STANDARD ACCESSORIES

工具及工具箱 Tools and tools box	1 SET	LED工作燈 Lighting device	2 SETS	自動潤滑系統 Auto lubrication system	1 SET
6位置車刀架(口16) 6 position tool holder(□16)	1 SET	筒夾(正/副主軸) Collet(Main/Sub-spindle)	2 PCS	機械墊塊 Base leveling block	6 PCS
變壓器 Transformer	1 SET	成品取料裝置及輸送帶 Parts catcher with conveyor	1 SET	內藏式正主軸 Built-in main spindle	1 SET
C軸功能含鎖定 C-axis function with lock					1 SET
主軸固定座 Fixed head type spindle block					1 SET
正主軸油冷卻裝置 Main spindle oil cooling device					1 SET
無料異常警示燈 No-material alarm indicating lamp					1 SET
副主軸C軸功能 C-axis function for Sub-spindle					1 SET
端面5位置鑽孔座(I.D.Ø20) 5 position end face drilling device(I.D.Ø20)					1 SET
密閉式空調冷卻機(用於電器箱) Air-Condition unit for electric box					1 SET
副主軸吹氣及推料裝置 Air-blowing and finished parts ejector device for Sub-spindle					1 SET
副主軸端面4位置鑽孔裝置(I.D.Ø20) 4 position drilling device for Sub-spindle(I.D.Ø20)					1 SET
切削水設備含1HP強力冷卻幫浦 Cutting coolant system with 1HP powerful coolant pump					1 SET
內孔套筒(I.D.Ø6,8,10,12,16 / O.D.Ø20) 各1只 Tool holder bush(I.D.Ø6,8,10,12,16 / O.D.Ø20) per pc					1 SET

選購配件 OPTIONAL ACCESSORIES

穩壓器 Voltage stabilizer	電動鏈板式鐵屑排出機 Electrical steel belt type chip conveyor	主軸同步迴轉導套裝置 Synchronous rotary guide bushing device
油霧回收機 Oil mist collector	油水分離機 Oil skimmer	副主軸碟煞裝置 Disk brake device for Sub-spindle
油壓檢知 Hydraulic cylinder detection device		CE規格 CE specification
主軸內孔襯套組(PE材質) Spindle inner-hole bush(PE material)		棒材自動送料機 Hydrodynamic auto bar feeder
正主軸端面3軸動力裝置(ER-20) End face live tool device for main spindle(3-shaft, ER-20)		
副主軸端面4位置鑽孔裝置(I.D.Ø20)更換為4軸動力裝置(ER-16) Change 4 position end face drilling device (I.D.Ø20) for Sub-spindle to live tool device (4-shaft, ER-16)		

經濟型數控車床

ECONOMICAL CNC LATHE

HC-20N

絕對超值、穩定、高效益經濟型數控車床，可自由選擇單件加工或是搭配棒材送料機，進行無間斷自動加工。

Economic value model. Stable, high performance and high profit. Free to choose single workpiece processing or working with bar feeder to do machining automatically and continuously.




產品說明 DESCRIPTION


- 主打加工效率高的經濟機型，價格比走心機型更加實惠，數控車床首選入門款。
- 線軌配置，適合輕切削且加工速度快，能大幅提升客戶的生產效率。
- 機台體積小，可節省廠房空間。
- 選配跟刀架與長工件取料裝置，增加扶料功能，即可加工長工件。
- Our main economical machine type with high processing efficiency, the price is more affordable than swiss type, it's an entry models for CNC lathe.
- The linear guideway configuration is suitable for light cutting and processing speed, which can greatly increase the customer's production efficiency.
- The small size of the machine platform can save the factory space.
- Optional Follow rest with fixed guide bush and Long workpiece parts catcher, increase holding material function, can process long workpieces.



- 1 成品取料裝置
Parts catcher
- 2 YB-20主軸
YB-20 Spindle



櫛式刀具板
Gang type tool plate



長工件取料裝置(選配)
Long workpiece parts catcher(opt)

HC-20N 標準配件與選購配件


STANDARD ACCESSORIES AND OPTIONAL ACCESSORIES FOR HC-20N

標準配件 STANDARD ACCESSORIES


工具及工具箱 Tools and tools box	1 SET	LED工作燈 Lighting device	1 SET	自動潤滑系統 Auto lubrication system	1 SET
筒夾 Collet	1 PC	下刀架(口20) Lower tool holder(□20)	1 SET	櫛式刀具板 Gang type tool plate	1 SET
內孔刀架(I.D.Ø20) Tool holder for inner hole(I.D.Ø20)	2 SETS	雙刀架(口20) Twin tool holder(□20)	1 SET	機械墊塊 Base leveling block	4 PCS
無料異常警示燈 No-material alarm indicating lamp	1 SET	集屑箱 Chip basket tank	1 SET	成品取料裝置 Parts catcher	1 SET
切削水設備含1/4HP冷卻幫浦 Cutting coolant system with 1/4HP coolant pump					1 SET
內孔套筒(I.D.Ø6, 8, 10, 12, 16 / O.D.Ø20) 各1只 Tool holder bush(I.D.Ø6, 8, 10, 12, 16 / O.D.Ø20) per pc					1 SET

選購配件 OPTIONAL ACCESSORIES

變壓器 Transformer	穩壓器 Voltage stabilizer	CE規格 CE specification
棒材自動送料機 Hydrodynamic auto bar feeder	手動單支棒材送料裝置 Manual single bar feeding device	長工件取料裝置 Long workpiece parts catcher
跟刀架(含固定式錫鋼導套) Follow rest with fixed guide bush	電動鏈板式鐵屑排出機 Electrical steel belt type chip conveyor	



手動單支棒材送料裝置
Manual single bar feeding device



跟刀架(含固定式錫鋼導套)(選配)
Follow rest with fixed guide bush(opt)



長工件取料裝置(選配)
Long workpiece parts catcher(opt)

經濟型數控車床

ECONOMICAL CNC LATHE

HC-30N


數控車床入門款·櫛式刀座·換刀更快速·最多可擺放7把刀·也可選擇搭配伺服刀塔·提高加工效率。

CNC lathe entry model. Gang type tools make tool change easily, up to 7 pcs tools. Optional servo turret increases machining efficiency.



產品說明 DESCRIPTION


- 此機型亦能客製化設計為單件自動送料。
- 採用硬軌配置·適合中/重切削·機身底座為鑄造一體成型·較為穩固強壯。
- 擁有X/Z軸超大行程設計·跨距寬·加工起來更加強健穩定·易於刀具排列。
- 可選配不同的動力刀具裝置·提供銑邊·攻牙·鑽孔·剖溝等豐富的加工能力。
- This type can also be customized for single workpiece auto feeding.
- The box guideway configuration is suitable for medium/heavy cutting. The base of the fuselage is cast and formed. It is relatively strong and strong.
- With X/Z axis large travel design, wide of span, more robust and stable processing, easy to tool arrangement.
- Optional different live tool devices, can reach to edge milling, tapping, drilling or grooving processing capacity.



- 1** 8位伺服刀塔(選配)
8 position servo turret(opt)
- 2** 刀具板
Tool plate
- 3** 三爪油壓夾頭含軟爪(選配)
3-jaw hydraulic chuck with soft jaws(opt)



主軸皮帶檢知裝置
Belt break detection device of spindle



超寬X/Z軸跨距
Widest X/Z axis distance

HC-30N 標準配件與選購配件


STANDARD ACCESSORIES AND OPTIONAL ACCESSORIES FOR HC-30N

標準配件 STANDARD ACCESSORIES


HC-30N 櫛式與刀塔共用標準配件 Gang Type / Turret Type Shared Standard Accessories					
工具及工具箱 Tools and tools box	1 SET	LED工作燈 Lighting device	1 SET	自動潤滑系統 Auto lubrication system	1 SET
筒夾 Collet	1 PC	主軸皮帶偵測裝置 Spindle belt break detection	1 UNIT	刀具板 Tool plate	1 SET
無料異常警示燈 No-material alarm indicating lamp	1 SET	機械墊塊 Base leveling block	4 PCS	集屑箱 Chip basket tank	1 SET
切削水設備含1HP強力冷卻幫浦 Cutting coolant system with 1HP powerful coolant pump					1 SET
內孔套筒(I.D.Ø6, 8, 10, 12, 16 / O.D.Ø20) 各1只 Tool holder bush(I.D.Ø6, 8, 10, 12, 16 / O.D.Ø20) per pc					1 SET
HC-30N 櫛式標準配件 Gang Type Standard Accessories					
上刀架(口20) Upper tool holder(□20)	1 SET	下刀架(口20) Lower tool holder(□20)	1 SET	內孔刀架(I.D.Ø20) Tool holder for inner hole(I.D.Ø20)	3 SETS
HC-30N 刀塔標準配件 Turret Type Standard Accessories					
車刀上/下墊片(口20) Tool spacer(up/down)(□20)	4 SETS	8位伺服刀塔 8 position servo turret	1 SET	內孔刀架(I.D.Ø20) Tool holder for inner hole(I.D.Ø20)	2 SETS
內孔刀座(I.D.Ø20) Tool base for inner hole(I.D.Ø20)					4 SETS

選購配件 OPTIONAL ACCESSORIES

變壓器 Transformer	穩壓器 Voltage stabilizer	CE規格 CE specification
棒材自動送料機 Hydrodynamic auto bar feeder	成品取料裝置 Parts catcher	電動鏈板式鐵屑排出機 Electrical steel belt type chip conveyor
8位伺服刀塔 8 position servo turret	5"三爪油壓夾頭 5" 3-jaw hydraulic chuck	主軸插銷裝置 Spindle pin location device
上方單軸側銑裝置(ER-20) Single shaft side milling device-Top side(ER-20)		單軸立式銑刀裝置 Single shaft vertical type milling device
油壓缸檢知含集水槽 Hydraulic cylinder detection device with coolant collector		階梯式雙軸側面動力裝置(ER-20) Step type side live tool device(2-shaft, ER-20)



階梯式雙軸側面動力裝置(ER-20)(選配)
Step type side live tool device(2-shaft, ER-20)(opt)



上方單軸側銑裝置(ER-20)(選配)
Single shaft side milling device-Top side(ER-20)(opt)

車銑複合數控車床

TURNING & MILLING COMPLEX TYPE CNC LATHE

HC-30

多種車銑複合組合，搭配側面、端面動力裝置，可進行內、外徑車削銑製加工，提高生產效能。

Numerous multitasking combinations. With side/end face live tools devices, allowed to do the I.D. and O.D. turning/milling to enhance the productivity.




產品說明 DESCRIPTION


- HC-30標準配置為櫥式數控車床，為了達到車削/銑削多樣化功能，可搭配選購配件，如：油壓刀塔、Y軸側銑動力裝置、C軸功能含碟煞裝置等。
- 控制器位於機台的右側，從地面到控制器約1,300 mm，操作方便。
- 採用硬軌配置，適合中/重切削，機身底座為鑄造一體成型，較為穩固強壯。
- Z軸跨度為350 mm，單軌寬度為70 mm，加工起來更加強健穩定，易於刀具排列。
- The standard of HC-30 is Gang Type CNC lathe. In order to reach the turning/milling multitasking function. It has many kinds of optional accessories, Hydraulic Turret, Y-axis side milling device, and C-axis function with disk brake device, etc.
- The controller is in the right hand side of machine, there is about 1,300 mm from floor to the controller, it's easy to operate.
- The box guideway configuration is suitable for medium / heavy cutting. The base of the fuselage is cast and formed. It is relatively strong and strong.
- Span width of Z-axis is 350 mm, the width of single track is 70 mm, more robust and stable processing, easy to tool arrangement.



多邊銑動力裝置(選配)
Polygon milling cutter device(opt)




櫥式刀具板
Gang type tool plate



1 8位油壓刀塔(選配)
8 position hydraulic turret(opt)

2 端面3軸動力裝置(ER-16)(選配)
End face live tool device(3-shaft, ER-16)(opt)



1 Y軸側銑裝置(四軸)(ER-16)(選配)
Y-axis side milling device(4-shaft, ER-16)(opt)

2 角度型端面3軸動力裝置(ER-16)(選配)
Angle-adjustable end face live tool device(3-shaft, ER-16)(opt)

HC-30 標準配件與選購配件

STANDARD ACCESSORIES AND OPTIONAL ACCESSORIES FOR HC-30

標準配件 STANDARD ACCESSORIES

櫥式與刀塔共用標準配件 Gang Type / Turret Type Shared Standard Accessories

工具及工具箱 Tools and tools box	1 SET	LED工作燈 Lighting device	1 SET	自動潤滑系統 Auto lubrication system	1 SET
刀具板 Tool plate	1 SET	機械墊塊 Base leveling block	4 PCS	無料異警警示燈 No-material alarm indicating lamp	1 SET
三爪油壓夾頭(含軟爪)或筒夾套(含筒夾) 3-jaw hydraulic chuck with soft jaws or collet chuck with collet					1 SET
切削水設備含1HP強力冷卻幫浦 Cutting coolant system with 1HP powerful coolant pump					1 SET
內孔套筒(I.D.Ø6, 8, 10, 12, 16 / O.D.Ø20) 各1只 Tool holder bush(I.D.Ø6, 8, 10, 12, 16 / O.D.Ø20) per pc					1 SET

櫥式標準配件 Gang Type Standard Accessories

內孔刀架(I.D.Ø20) Tool holder for inner hole(I.D.Ø20)	3 SETS	上刀架(口20) Upper tool holder(□20)	1 SET	下刀架(口20) Lower tool holder(□20)	1 SET
雙刀架(口20) Twin tool holder(□20)					1 SET

刀塔標準配件 Turret Type Standard Accessories

內孔刀架(I.D.Ø20) Tool holder for inner hole(I.D.Ø20)	2 SETS	車刀上/下墊片(口20) Tool spacer(up/down)(□20)	4 SETS	內孔刀座(I.D.Ø20) Tool base for inner hole(I.D.Ø20)	4 SETS
8位油壓刀塔 8 position hydraulic turret					1 SET

選購配件 OPTIONAL ACCESSORIES

電動鏈板式鐵屑排出機 Electrical steel belt type chip conveyor	成品取料裝置 Parts catcher	拉料器 Bar puller
多邊銑削裝置 Polygon milling cutter device	成品取料裝置含輸送帶 Parts catcher and conveyor	油霧回收機 Oil mist collector
立式銑刀裝置 Single shaft vertical type milling device	棒材自動送料機 Hydrodynamic auto bar feeder	油水分離機 Oil skimmer
8位油壓/伺服刀塔(上方) 8 position hydraulic/servo turret(top side)		變壓器 Transformer
密閉式空調冷卻機(用於電器箱) Air-Condition unit for electric box		穩壓器 Voltage stabilizer
C軸功能含碟煞 C-axis function with disk brake device		CE規格 CE specification
Y軸側銑裝置(四軸)(ER-16) Y-axis side milling device(with 4 shaft live tool)(ER-16)		
上方單軸側銑裝置(ER-20/ER-25) Single shaft side milling device-top side(ER-20/ER-25)		
下方單軸側銑裝置(ER-20) Single shaft side milling device-below side(ER-20)		
端面3軸動力裝置(ER-16) End face live tool device(3-shaft, ER-16)		

車銑複合數控車床

TURNING & MILLING COMPLEX TYPE CNC LATHE

HCP-42


選配下方伺服刀塔時，還能同時搭配Y軸側銑裝置與端面動力裝置，讓客戶在刀具配置上，能更加靈活運用。

It's flexible application of tool arrangement when customer opts servo turret(below side), also can be with Y-axis side milling device and end face live tool device.



產品說明 DESCRIPTION


- 選配C軸功能：可用於任意角度之主軸定位和輪廓控制，適用於外徑車削。
- 選配Y軸側銑裝置、端面動力刀具裝置，可進行內、外徑車削銑製加工。
- Optional C-axis function for arbitrary angle spindle positioning and contour control, it's suitable for outer diameter turning.
- Optional Y-axis side milling device and end face live tool device can be used for inner and outer diameter turning and milling.



- 1 Y軸側銑裝置(四軸)(ER-16)(選配)
Y-axis side milling device (4-shaft, ER-16)(opt)
- 2 端面3軸動力裝置(選配)
End face live tool device (3-shaft, ER-16)(opt)
- 3 外徑刀架
Tool holder for O.D.
- 4 內徑刀架
Tool holder for I.D.
- 5 三爪油壓夾頭含軟爪
3-jaw hydraulic chuck with soft jaws
- 6 成品取料裝置(選配)
Parts catcher(opt)



- 1 8位油壓刀塔(選配)
8 position hydraulic turret(opt)
- 2 滾齒裝置(選配)
Gear hob live tool device(opt)



- 1 Y軸側銑裝置(四軸)(ER-16)(選配)
Y-axis side milling device (4 shaft, ER-16)(opt)
- 2 端面3軸動力裝置(ER-16)(選配)
End face live tool device(3-shaft, ER-16)(opt)
- 3 下方8位伺服刀塔(選配)
8 position servo turret(below side)(opt)

HCP-42 標準配件與選購配件

STANDARD ACCESSORIES AND OPTIONAL ACCESSORIES FOR HCP-42

標準配件 STANDARD ACCESSORIES

櫥式標準配件 Gang Type Standard Accessories

工具及工具箱 Tools and tools box	1 SET	LED工作燈 Lighting device	1 SET	自動潤滑系統 Auto lubrication system	1 SET
上刀架(口20) Upper tool holder(□20)	1 SET	下刀架(口20) Lower tool holder(□20)	1 SET	櫥式刀具板 Gang type tool plate	1 SET
內孔刀架(I.D.Ø20) Tool holder for inner hole(I.D.Ø20)	3 SETS	雙刀架(口20) Twin tool holder(□20)	1 SET	機械墊塊 Base leveling block	4 PCS
三爪油壓夾頭(含軟爪)或筒夾套(含筒夾) 3-jaw hydraulic chuck with soft jaws or collet chuck with collet			1 SET	主軸插銷裝置 Spindle pin location device	1 SET
切削水設備含1HP強力冷卻幫浦 Cutting coolant system with 1HP powerful coolant pump			1 SET	無料異警警示燈 No-material alarm indicating lamp	1 SET
內孔套筒(I.D.Ø6, 8, 10, 12, 16 / O.D.Ø20) 各1只 Tool holder bush(I.D.Ø6, 8, 10, 12, 16 / O.D.Ø20) per pc					1 SET

刀塔標準配件 Turret Type Standard Accessories

工具及工具箱 Tools and tools box	1 SET	LED工作燈 Lighting device	1 SET	刀具板 Tool plate	1 SET
內孔刀架(I.D.Ø20) Tool holder for inner hole(I.D.Ø20)	2 SETS	內孔刀座(I.D.Ø20) Tool base for inner hole(I.D.Ø20)	4 SETS	車刀上/下墊片(口20) Tool spacer(up/down)(□20)	4 SETS
機械墊塊 Base leveling block	4 PCS	自動潤滑系統 Auto lubrication system	1 SET	8位油壓/伺服刀塔 8 position hydraulic/servo turret	1 SET
三爪油壓夾頭(含軟爪)或筒夾套(含筒夾) 3-jaw hydraulic chuck with soft jaws or collet chuck with collet			1 SET	主軸插銷裝置 Spindle pin location device	1 SET
切削水設備含1HP強力冷卻幫浦 Cutting coolant system with 1HP powerful coolant pump			1 SET	無料異警警示燈 No-material alarm indicating lamp	1 SET
內孔套筒(I.D.Ø6, 8, 10, 12, 16 / OD Ø20) 各1只 Tool holder bush(I.D.Ø6, 8, 10, 12, 16 / O.D.Ø20) per pc					1 SET

選購配件 OPTIONAL ACCESSORIES

電動鏈板式鐵屑排出機 Electrical steel belt type chip conveyor	成品取料裝置 Parts catcher	成品取料裝置含輸送帶 Parts catcher and conveyor	
多邊銑削裝置 Polygon milling cutter device	立式銑刀裝置 Single shaft vertical type milling device	C軸功能含碟煞 C-axis function with disk brake device	
8位油壓/伺服刀塔(上方) 8 position hydraulic/servo turret(Top side)	8位伺服刀塔(下方) 8 position servo turret(Below side)	棒材自動送料機 Hydrodynamic auto bar feeder	
Y軸側銑裝置(四軸)(ER-16) Y-axis side milling device(with 4 shaft live tool)(ER-16)		密閉式空調冷卻機(用於電器箱) Air-Condition unit for electric box	
端面2軸動力裝置(ER-16/ER-20) End face live tool device(2-shaft, ER-16/ER-20)		端面單軸動力裝置(ER-20/ER-25) Single shaft end face live tool device	
端面3軸動力裝置(ER-16) End face live tool device(3-shaft, ER-16)	變壓器 Transformer	穩壓器 Voltage stabilizer	
角度型端面3軸動力裝置(ER-16) Angle-adjustable end face live tool device(3-shaft, ER-16)	拉料器 Bar puller	CE規格 CE specification	
上/下方單軸側銑裝置(ER-20) Single shaft side milling device-Top or Below side(ER-20)	油水分離機 Oil skimmer	油霧回收機 Oil mist collector	

車銑複合數控車床

TURNING & MILLING COMPLEX TYPE CNC LATHE

HCP-42NEW

具有車削與銑削的複合功能，能提供客戶更多元的工作環境。


It combined the functions of turning and milling and can provide customers with more working conditions.



產品說明 DESCRIPTION

- 採用全滾柱型線性滑軌配置，寬軌設計，剛性結構強，為客戶提供最佳的車削條件。
- 此機型可選配：
 - 1 Y軸4軸動力裝置(ER-20)·軸與軸間距最大為55mm。
 - 2 Y軸動力刀具裝置(含4支側銑動力軸+4支端銑動力軸)(ER-20)·軸與軸間距最大為50mm。


- Adopt the full roller linear guideway configure, wide rail design, and with high rigidity construction which provide the best machining performance condition for customer.
- This model can opts :
 - 1 Y-axis live tool device (4-shaft, ER-20), and the distance between each shaft reaches 55mm.
 - 2 Y-axis live tool device with side face 4 pcs milling shaft + end face 4 pcs milling shaft (ER-20), and the distance between each shaft reaches 50mm.



- 1 Y軸側銑裝置(四軸)(ER-16)(選配)
Y-axis side milling device(4-shaft,ER-16)(opt)
- 2 端面3軸動力裝置(選配)
End face live tool device(3-shaft,ER-16)(opt)
- 3 下方8位伺服刀塔(選配)
8 position servo turret(below side)(opt)
- 4 電動鏈板式鐵屑排出機(選配)
Electrical steel belt type chip conveyor(opt)
- 5 成品取料裝置(選配)
Parts catcher(opt)



Y軸動力刀具裝置(含4支側銑動力軸+4支端銑動力軸)(ER-20)(選配)
Y-axis live tool device with side face 4 pcs milling shaft + end face 4 pcs milling shaft(ER-20)(opt)



- 1 碟煞裝置(選配)
Disk brake device(opt)
- 2 主軸皮帶檢知
Spindle belt break detection device
- 3 成品取料裝置含輸送帶(選配)
Parts catcher and conveyor(opt)

HCP-42NEW 標準配件與選購配件

STANDARD ACCESSORIES AND OPTIONAL ACCESSORIES FOR HCP-42NEW

標準配件 STANDARD ACCESSORIES

櫥式標準配件 Gang Type Standard Accessories

工具及工具箱 Tools and tools box	1 SET	LED工作燈 Lighting device	1 SET	自動潤滑系統 Auto lubrication system	1 SET
上刀架(口20) Upper tool holder(□20)	1 SET	下刀架(口20) Lower tool holder(□20)	1 SET	櫥式刀具板 Gang type tool plate	1 SET
內孔刀架(I.D.Ø20) Tool holder for inner hole(I.D.Ø20)	3 SETS	雙刀架(口20) Twin tool holder(□20)	1 SET	機械墊塊 Base leveling block	4 PCS
三爪油壓夾頭(含軟爪)或筒夾套(含筒夾) 3-jaw hydraulic chuck with soft jaws or collet chuck with collet			1 SET	主軸插銷裝置 Spindle pin location device	1 SET
切削水設備含1HP強力冷卻幫浦 Cutting coolant system with 1HP powerful coolant pump			1 SET	無料異警警示燈 No-material alarm indicating lamp	1 SET
內孔套筒(I.D.Ø6, 8, 10, 12, 16 / O.D.Ø20) 各1只 Tool holder bush(I.D.Ø6, 8, 10, 12, 16 / O.D.Ø20) per pc					1 SET

刀塔標準配件 Turret Type Standard Accessories

工具及工具箱 Tools and tools box	1 SET	LED工作燈 Lighting device	1 SET	刀具板 Tool plate	1 SET
內孔刀架(I.D.Ø20) Tool holder for inner hole(I.D.Ø20)	2 SETS	內孔刀座(I.D.Ø20) Tool base for inner hole(I.D.Ø20)	4 SETS	車刀上/下墊片(口20) Tool spacer(up/down)(□20)	4 SETS
機械墊塊 Base leveling block	4 PCS	自動潤滑系統 Auto lubrication system	1 SET	8位油壓/伺服刀塔 8 position hydraulic/servo turret	1 SET
三爪油壓夾頭(含軟爪)或筒夾套(含筒夾) 3-jaw hydraulic chuck with soft jaws or collet chuck with collet			1 SET	主軸插銷裝置 Spindle pin location device	1 SET
切削水設備含1HP強力冷卻幫浦 Cutting coolant system with 1HP powerful coolant pump			1 SET	無料異警警示燈 No-material alarm indicating lamp	1 SET
內孔套筒(I.D.Ø6, 8, 10, 12, 16 / OD Ø20) 各1只 Tool holder bush(I.D.Ø6, 8, 10, 12, 16 / O.D.Ø20) per pc					1 SET

選購配件 OPTIONAL ACCESSORIES

電動鏈板式鐵屑排出機 Electrical steel belt type chip conveyor	成品取料裝置 Parts catcher	成品取料裝置含輸送帶 Parts catcher and conveyor
多邊銑削裝置 Polygon milling cutter device	立式銑刀裝置 Single shaft vertical type milling device	C軸功能含碟煞 C-axis function with disk brake device
8位油壓/伺服刀塔(上方) 8 position hydraulic/servo turret(Top side)	8位伺服刀塔(下方) 8 position servo turret(Below side)	棒材自動送料機 Hydrodynamic auto bar feeder
Y軸側銑裝置(四軸)(ER-16)Y軸側銑裝置(四軸)(ER-16) Y-axis side milling device(with 4 shaft live tool)(ER-16)		密閉式空調冷卻機(用於電器箱) Air-Condition unit for electric box
端面2軸動力裝置(ER-16/ER-20) End face live tool device(2-shaft, ER-16/ER-20)		端面單軸動力裝置(ER-20/ER-25) Single shaft end face live tool device
端面3軸動力裝置(ER-16) End face live tool device(3-shaft, ER-16)	變壓器 Transformer	穩壓器 Voltage stabilizer
角度型端面3軸動力裝置(ER-16) Angle-adjustable end face live tool device(3-shaft, ER-16)	拉料器 Bar puller	CE規格 CE specification
上/下方單軸側銑裝置(ER-20) Single shaft side milling device-Top or Below side(ER-20)	油水分離機 Oil skimmer	油霧回收機 Oil mist collactor
Y軸側銑裝置(四軸)(ER-20) Y-axis side milling device(with 4 shaft live tool)(ER-20)		
Y軸動力刀具裝置(含4支側銑動力軸+4支端銑動力軸)(ER-20) Y-axis live tool device with side face 4 pcs milling shaft + end face 4 pcs milling shaft(ER-20)		

刀塔式數控車床

TURRET TYPE CNC LATHE

JYN-42


主軸軸承採用滾柱式軸承，提供更穩定的切削能力。斜背式護蓋，將馬達隔離於機台外，延長馬達使用壽命。

The spindle bearing that adopts roller type can provide more stable turning capability. Slant cover, separating motor from machine itself, can contribute to extend the usage lifetime.




產品說明 DESCRIPTION

- 搭配10位油壓刀塔，快速與精準的換刀能力。
- 可選配尾座，適合進行長工件加工。
- 可選購配件：研磨裝置 & 自動修砂裝置，可接續車床上的研磨工程，提高生產率與生產精度。
- Equipped with 10 position hydraulic turret, fast and precise tool change capability.
- Optional tailstock, suitable for processing long workpiece.
- Optional Accessories : Grinding device & Automatic sand-rubbed finish device, to follow next grinding process to improve productivity and high precision production.



1 研磨裝置(選配)
Grinding device(opt)

2 自動修砂裝置(選配)
Automatic sand-rubbed finish device(opt)



10位油壓刀塔
10 position hydraulic turret



油壓尾座(手動)(選配)
Hydraulic tailstock(manual)(opt)

JYN-42 標準配件與選購配件


STANDARD ACCESSORIES AND OPTIONAL ACCESSORIES FOR JYN-42

標準配件 STANDARD ACCESSORIES

工具及工具箱 Tools and tools box	1 SET	LED工作燈 Lighting device	1 SET	刀具板 Tool plate	1 SET	腳踏開關 Pedal switch	1 SET
熱交換器(用於電器箱) Heat exchanger for electric box	1 SET	主軸插銷裝置 Spindle pin location device	1 SET	無料異警警示燈 No-material alarm indicating lamp	1 SET	自動潤滑系統 Auto lubrication system	1 SET
內孔刀座(I.D.Ø20) Tool base for inner hole(I.D.Ø20)	5 PCS	車刀上/下墊片(口20) Tool spacer(up/down)(口20)	5 SETS	機械墊塊 Base leveling block	6 PCS		
切削水設備含1HP強力冷卻幫浦 Cutting coolant system with 1HP powerful coolant pump				1 SET			
三爪油壓夾頭含軟爪 3-jaw hydraulic chuck with soft jaws	1 SET	內孔套筒(I.D.Ø6, 8, 10, 12, 16 / O.D.Ø20) 各1只 Tool holder bush(I.D.Ø6, 8, 10, 12, 16 / O.D.Ø20) per pc		1 SET			
內孔刀架(I.D.Ø20)(若選配尾座，則無此配件。) Tool holder for inner hole(I.D.Ø20)(This accessory is NOT available if tailstock is installed.)							2 SETS


選購配件 OPTIONAL ACCESSORIES

變壓器 Transformer	穩壓器 Voltage stabilizer	CE規格 CE specification	研磨裝置 Grinding device
電動鏈板式排屑機 Electrical steel belt type chip conveyor	油霧回收機 Oil mist collector	油水分離機 Oil skimmer	
密閉式空調冷卻機(用於電器箱) Air-Condition unit for electric box	成品取料裝置 Parts catcher	成品取料裝置含輸送帶 Parts catcher and conveyor	
油壓尾座(手動) Hydraulic tailstock(manual)	油壓缸檢知 Hydraulic cylinder detection device	自動修砂裝置 Automatic sand-rubbed finish device	



1 端面2軸動力裝置(選配)
End face live tool device(2 shaft, ER-20)(opt)

2 研磨裝置(選配)
Grinding device(opt)



自動刀具量測(選配)
Automatic tool measurement(opt)

刀塔式數控車床

TURRET TYPE CNC LATHE

JOA-252


45度斜背式結構·X/Z軸方形硬軌設計·搭配10位油壓刀塔或12位伺服動力刀塔·低震動、低噪音、高穩定·更耐用。

45° Slant angle of bed, box guideway designed of X/Z-axis with 10 position hydraulic turret or 12 position servo power turret. Less vibration and noise, stable and longer machine life.




產品說明 DESCRIPTION


- 高剛性的底座·耐用的軌道·穩定性高的刀塔·讓機台具有重切削能力·以滿足各種加工之需求。
- 真正的45°斜背式床台·從Z軸滾珠螺桿到刀尖的最小距離·具有絕佳的排屑能力。
- 軸向皆採用雙螺帽預拉式螺桿設計。
- High rigidity body base, durable box guideway, and high stable turret, they make machines are equipped with heavy cutting capability to fulfill various processing demand.
- Genuine 45° slant bed for minimum distance from Z-axis ball screw to the tool tip, makes excellent chip evacuation capacity.
- Axes adopt double nut pre-pull ballscrew.



10位油壓刀塔
10 position hydraulic turret



自動刀具量測(選配)
Automatic tool measurement(opt)



12位伺服動力刀塔
12 position servo power turret

JOA-252 標準配件與選購配件

STANDARD ACCESSORIES AND OPTIONAL ACCESSORIES FOR JOA-252

標準配件 STANDARD ACCESSORIES

油壓/動力 共同標準配件 Hydraulic / Servo Power Turret Shared Standard Accessories

工具及工具箱 Tools and tools box	1 SET	LED工作燈 Lighting device	1 SET	腳踏開關 Pedal switch	1 SET
自動潤滑系統 Auto lubrication system	1 SET	油壓尾座(手動) Hydraulic tailstock(manual)	1 SET	機械墊塊 Base leveling block	6 PCS
三爪油壓夾頭含軟爪 3-jaw hydraulic chuck with soft jaws					1 SET
無料異常警示燈 No-material alarm indicating lamp					1 SET
電動鏈板式鐵屑排出機 Electrical steel belt type chip conveyor					1 SET
切削水設備含1HP強力冷卻幫浦 Cutting coolant system with 1HP powerful coolant pump					1 SET

油壓標準配件 Hydraulic Standard Accessories

車刀上/下墊片(口25) Tool spacer(up/down)(□25)	5 SETS	10位油壓刀塔 10 position hydraulic turret		1 SET	
內孔刀座(I.D.Ø40) Tool base for inner hole(I.D.Ø40)				5 SETS	
內孔套筒(I.D.Ø8, 10, 12, 16, 20, 25, 32 / O.D.Ø40) 各1只 Tool holder bush(I.D.Ø8, 10, 12, 16, 20, 25, 32 / O.D.Ø40) per pc				1 SET	
動力標準配件 Servo Power Standard Accessories					
外徑刀座(O.D.口20) Tool base for(O.D.□20)	3 SETS	內徑刀座(I.D.Ø32) Tool base for(I.D.Ø32)	3 SETS	保護套 Protective cap	7 PCS
12位伺服動力刀塔 12 position servo power turret					1 SET
內孔套筒(I.D.Ø6,8,10,12,16,20,25 / O.D.Ø32) 各1只 Tool holder bush(I.D.Ø6,8,10,12,16,20,25 / O.D.Ø32) per pc					1 SET

選購配件 OPTIONAL ACCESSORIES

變壓器 Transformer	穩壓器 Voltage stabilizer	CE規格 CE specification
CR60筒夾套(A2-6) CR60 collet chuck(A2-6)	油霧回收機 Oil mist collector	油水分離機 Oil skimmer
10"三爪油壓夾頭(A2-8) 10" 3-jaw hydraulic chuck(A2-8)	自動刀具量測 Automatic tool measurement	手動刀具量測 Manual tool measurement
PLC可程式控制尾座 Programmable tailstock	成品取料裝置及輸送帶 Parts catcher and conveyor	
12位雙向油壓刀塔(搭配副主軸) 12 position bi-directional hydraulic turret(with sub-spindle)		

門型機械手

GANTRY LOADER

HC-30 HC-30N JYN-42

數控車床搭配門型機械手，做自動送料，雙軸伺服控制，高速度、高精度，提高生產效能與質量，節省人力成本，實現高速化作業，無論白天或夜晚時間，都能不間斷連續加工。

CNC lathe of Greenway can be equipped with gantry loader to make single workpiece auto feeding, and double axis servo control. It enhances the production efficiency and makes quality level up; meanwhile, it saves labor cost and realizes the high-speed operation. No matter daytime or nighttime, it can continuously work.



HC-30 WITH GANTRY LOADER



HC-30N WITH GANTRY LOADER




JYN-42 WITH GANTRY LOADER

產品說明 DESCRIPTION


- 採雙軸伺服控制，進行單件送料，擁有高速度、高精度的優勢。
- 可根據客戶毛坯之送料需求，選擇搭配不同形式的供料台。
- 門型機械手置於機台上方，此設計可延長自動送料系統的壽命，並降低耗損成本。
- 門型機械手採用手持式人機介面(選配)，擁有專用掌上型觸控螢幕，介面明確，具有防呆設計，教導式教學。
- 可配合製程規劃彈性運用，連結組成各式生產線。
- 若有遠端監控之需求，昌勇亦能提供相關配置協助。
- Double axis adopt servo control, with superiority in high speed and high precision for single workpiece loading.
- Can work with different types of feeder station based on customer's feeding requirement on blank materials.
- Gantry Loader is on top of machine. The design can extend lifetime of auto loading / unloading system and decrease the consumption cost.
- Gantry Loader uses remote control interface(opt), owing professional handheld touchscreen with clear interface, fool-proof design, and guide with teaching.
- Various possibilities for production line lineage according to process plan.
- We, GREENWAY can also provide the relative assistance if customer has remote monitoring requirement.



翻轉台(選配)
Rotary station(opt)



迴轉氣缸含三指定心機械夾爪
Pneumatic rotary air-cylinder with 3-jaw concentric gripper



平板式供料台
Pallet type work feeder station

HC-30N 專用機

HC-30N SPECIAL PURPOSE MACHINE

F-TYPE | F型

內置式自動上/下料專用機

Interior Auto Loading / Unloading SPM



產品說明 DESCRIPTION

- 送料範圍：外徑 $\varnothing 50$ mm、長度35 mm以內。
- 可搭配直接式或輔助式氣缸送料機構，配合震動送料桶，自動送料穩定且效率高。
- Its feeding capability is max. O.D. $\varnothing 50$ mm, max. length 35 mm.
- It's available with direct or auxiliary cylinder feeding mechanism and vibration barrel, which is high auto feeding efficiency.

HC-30N 專用機

HC-30N SPECIAL PURPOSE MACHINE

J-TYPE | J型

圓棒式自動上/下料專用機

Round Bar Auto Loading/Unloading SPM



產品說明 DESCRIPTION

- 此機型適用於長軸型工件。
- 送料範圍：外徑 $\varnothing 20$ mm、長度300 mm以內，置料槽可放置約300支 $\varnothing 10$ mm的材料。
- 油壓式往復補料，伺服式進料，穩定平順。
- 材料的大小/長度可簡易調整；更換工件只需更換料管與夾頭(或筒夾)即可。
- This machine type is suitable for long shaft workpiece.
- Its feeding capability is max. O.D. $\varnothing 20$ mm, max. length 300 mm. Material feeding station can accommodate up to about 300 pieces of $\varnothing 10$ mm blank material.
- It's stable via hydraulic continuous material supplement and smooth by servo feeding.
- The size and length of material could be easily adjusted. Moreover, it only needs to change feed pipe and chuck (or collet) when changing into different workpieces.

HC-30N 專用機

HC-30N SPECIAL PURPOSE MACHINE

U-TYPE | U型


外置式自動上/下料專用機

External Auto Loading / Unloading SPM




產品說明 DESCRIPTION

- U型的送料機構安裝於機台外，可避免油漬或鐵屑，影響機構。
- 送料範圍：外徑 $\varnothing 6 \sim \varnothing 35$ mm、長度40 mm以內。
- 調整式滑道適用圓形/六角形工件，配合旋轉氣缸與夾具，可作六角形快速定位。
- Its feeding mechanism is placed outside of machine to keep mechanism from chips and oil stain.
- Its feeding capability is O.D. $\varnothing 6 \sim \varnothing 35$ mm and max. length 40 mm.
- Adjustable feedingway is suitable for round/hex shape workpiece alone with rotary cylinder and fixture, which can make hex material positioning in short time.



J-TYPE



F-TYPE



U-TYPE

HCS-25/HCS-32/HCS-25B/HCS-32B 機械規格

MACHINE SPECIFICATION FOR HCS-25/HCS-32/HCS-25B/HCS-32B

機型 MODEL	單位	HCS-25	HCS-32	HCS-25B	HCS-32B	
正主軸 Main spindle						
最大加工外徑	Max. turning dia.	mm	25	32	25	32
主軸內藏式馬達	Spindle with built-in motor	KW	3.75 / 5.5(opt)	3.75 / 5.5(opt)	3.75 / 5.5(opt)	3.75 / 5.5(opt)
主軸迴轉速	Spindle rotating speed	rpm	6,000	6,000	6,000	6,000
主軸貫穿孔徑	Bore of spindle	mm	Ø28	Ø33	Ø28	Ø33
棒材容納直徑	Max. bar feeding dia	mm	Ø25	Ø32	Ø25	Ø32
X軸移動量	X-axis travel	mm	150	150	150	150
Y軸移動量	Y-axis travel	mm	420	420	420	420
Z軸移動量	Z-axis travel	mm	310無導套/180有導套 310-without guide bush 180-with guide bush	310無導套/180有導套 310-without guide bush 180-with guide bush	310無導套/180有導套 310-without guide bush 180-with guide bush	310無導套/180有導套 310-without guide bush 180-with guide bush
X/Y/Z軸快速移動	X/Y/Z-axis rapid travel speed	m/min	25	25	25	25
X/Y/Z軸伺服馬達	X/Y/Z-axis servo motor	KW	1	1	1	1
筒夾規格	Collet type	-	星辰Citizen 25#	164E or 1536E	星辰Citizen 25#	164E or 1536E
導套規格	Guide bush type	-	星辰Citizen 25#	星辰Citizen 32# or Star 32#	星辰Citizen 25#(opt)	星辰Citizen 32#(opt) or Star 32#(opt)
外徑刀具數	No. of O.D. turning tools	pcs	6	6	6	6
內徑刀具數	No. of I.D. turning tools	pcs	5	5	5	5
外徑刀尺寸	O.D. turning tool size	mm	□16	□16	□16	□16
內徑刀尺寸	I.D. turning tool size	mm	Ø20	Ø20	Ø20	Ø20
軌道型式	Guideway type	-	線軌 Linear guideway	線軌 Linear guideway	線軌 Linear guideway	線軌 Linear guideway
切削液幫浦	Cutting coolant pump	HP	1	1	1	1
切削液容量	Cutting coolant volume	L	120	120	150	150
自動潤滑系統	Auto lubrication system	c.c/min	3~6 c.c./15 min	3~6 c.c./15 min	3~6 c.c./15 min	3~6 c.c./15 min
副主軸 Sub-spindle						
最大加工外徑	Max. turning dia	mm	-	-	25	32
副主軸馬達	Sub-spindle motor	KW	-	-	2.2 / 3.75(opt)	2.2 / 3.75(opt)
副主軸迴轉速	Sub-spindle rotating speed	rpm	-	-	6,000	6,000
X軸移動量	X-axis travel	mm	-	-	305	305
Z軸移動量	Z-axis travel	mm	-	-	240	240
X/Z軸快速移動	X/Z-axis rapid travel speed	m/min	-	-	25	25
X/Z軸伺服馬達	X/Z-axis servo motor	KW	-	-	1	1
筒夾規格	Collet type	-	-	-	星辰Citizen 25#	164E or 1536E
外徑刀具數	No. of O.D. turning tools	pcs	-	-	1	1
內徑刀具數	No. of I.D. turning tools	pcs	-	-	4	4
外徑刀尺寸	O.D. turning tool size	mm	-	-	□16	□16
內徑刀尺寸	I.D. turning tool size	mm	-	-	Ø20	Ø20
切削液幫浦	Cutting coolant pump	HP	-	-	1	1
正主軸動力刀具 Main spindle live tooling						
側銑動力刀具 伺服馬達	Servo motor of side live tooling	KW	2	2	2	2
側銑動力刀具 最高轉速	Max. rotating speed of side live tooling	rpm	5,000	5,000	5,000	5,000
側銑動力刀具 刀具數	No. of side live tooling	pcs	4	4	4	4
側銑動力刀具 刀具規格	Side live tooling specification	-	ER-16	ER-16	ER-16	ER-16
端銑動力刀具 伺服馬達	Servo motor of end live tooling	KW	2(opt)	2(opt)	2(opt)	2(opt)
端銑動力刀具 最高轉速	Max. rotating speed of end live tooling	rpm	5,000(opt)	5,000(opt)	5,000(opt)	5,000(opt)
端銑動力刀具 刀具數	No. of end live tooling	pcs	3(opt)	3(opt)	3(opt)	3(opt)
端銑動力刀具 刀具規格	End live tooling specification	-	ER-20(opt)	ER-20(opt)	ER-20(opt)	ER-20(opt)
副主軸動力刀具 Sub-spindle live tooling						
端銑動力刀具 伺服馬達	Servo motor of end live tooling	KW	-	-	2(opt)	2(opt)
端銑動力刀具 最高轉速	Max. rotating speed of end live tooling	rpm	-	-	5,000(opt)	5,000(opt)
端銑動力刀具 刀具數	No. of end live tooling	pcs	-	-	4(opt)	4(opt)
端銑動力刀具 刀具規格	End live tooling specification	-	-	-	ER-16(opt)	ER-16(opt)
機台規格 Machine specification						
機器尺寸(大約值)	Approx. machine size	mm (LxWxH)	2100 x 1580 x 2000	2100 x 1580 x 2000	2700 x 1600 x 2000	2700 x 1600 x 2000
機器淨重(大約值)	Approx. net weight	KGS	2400	2400	3000	3000

本公司產品規格/設計/特性,均不斷研究改進,如有變更,不再另行通知。

All specifications, dimensions and design characteristics shown in this catalogue are subject to change without notice.

Version 2018.11

HC-20N/HC-30N/HC-30/HCP-42/HCP-42NEW 機械規格

MACHINE SPECIFICATION FOR HC-20N/HC-30N/HC-30/HCP-42/HCP-42NEW

機型 MODEL	單位	HC-20N	HC-30N	HC-30	HCP-42	HCP-42NEW
床面上旋徑	Swing over cross bed	mm	150	250	300	300
最大加工外徑	Max. turning dia	mm	Ø20	Ø110	Ø250	Ø250
最大加工長度	Max. turning length	mm	有跟刀架:160 無跟刀架:60 With follow rest:160 Without follow rest:60	100	150	150
主軸迴轉速	Spindle rotating speed	rpm	6,000	6,000	6,000	6,000
主軸貫穿孔徑	Bore of spindle	mm	Ø22	Ø33	Ø33	Ø45
棒材容納直徑	Max. bar feeding dia	mm	Ø20	Ø30	Ø30	Ø42
主軸馬達	Spindle motor	KW	2.2/3.75(opt)	3.75/5.5(opt)	3.75/5.5(opt)	3.75/5.5(opt)
X軸移動量	X-axis travel	mm	220	300	350	365
Z軸移動量	Z-axis travel	mm	185	200	250	395
X軸快速移動	X-axis rapid travel speed	m/min	30	20	20	20
Z軸快速移動	Z-axis rapid travel speed	m/min	30	20	16	16
X/Z軸伺服馬達	X/Z-axis servo motor	KW	1	1	1	1
筒夾規格	Collet type	-	YB20	C32/163E(opt)	163E	173E/C44
主軸鼻端	Spindle nose	-	-	A2-4	A2-4	A2-5
油壓夾頭	Hydraulic chuck	inch	-	5"	5"	6"
外徑刀尺寸	O.D. turning tool size	mm	□20	□20	□20	□20
內徑刀尺寸	I.D. turning tool size	mm	Ø20	Ø20	Ø20	Ø20
自動潤滑系統	Auto lubrication system	c.c/min	3~6 c.c./15min	3~6 c.c./15min	3~6 c.c./15min	3~6 c.c./15min
切削液幫浦	Cutting coolant pump	HP	1/4	1	1	1
切削液容量	Cutting coolant volume	L	90	85	120	110
軌道型式	Guideway type	-	線軌 Linear guideway	硬軌 Box guideway	硬軌 Box guideway 線軌(選配) Linear guideway(opt)	硬軌 Box guideway 線軌(選配) Linear guideway(opt)
X軸螺桿外徑 及導程	X-axis screw outer diameter and lead	mm	Ø28 pitch 10	Ø25 pitch 10	Ø25 pitch 10	Ø25 pitch 10
Z軸螺桿外徑 及導程	Z-axis screw outer diameter and lead	mm	Ø28 pitch 10	Ø28 pitch 8	Ø28 pitch 8	Ø28 pitch 8
機器尺寸(大約值)	Approx. machine size	mm (LxWxH)	1450 x 1250 x 1650	1500 x 1550 x 1600	1800 x 1450 x 1650	1780 x 1600 x 1800
機器淨重(大約值)	Approx. net weight	KGS	1050	1750	2100	2200

本公司產品規格/設計/特性,均不斷研究改進,如有變更,不再另行通知。

All specifications, dimensions and design characteristics shown in this catalogue are subject to change without notice.

Version 2018.11

JOA-252/JYN-42 機械規格

MACHINE SPECIFICATION FOR JOA-252/JYN-42

機型 MODEL	單位	JOA-252	JOA-252	JYN-42
刀塔型式	Turret type	-	油壓 Hydraulic	動力 Servo power
床面上旋徑	Swing over cross bed	mm	600	600
最大加工外徑	Max turning dia	mm	Ø350	Ø350
最大加工長度	Max turning length	mm	600	600
主軸迴轉速	Spindle rotating speed	rpm	4,000	4,000
主軸貫穿孔徑	Bore of spindle	mm	Ø62	Ø62
主軸馬達	Spindle motor	KW	11/15	11/15
X軸移動量	X-axis travel	mm	200	260
Z軸移動量	Z-axis travel	mm	600/900(opt)/1200(opt)	600/900(opt)/1200(opt)
X/Z軸馬達	X/Z-axis motor	KW	1.8	2.5
X/Z軸快速移動	X/Z-axis rapid travel speed	m/min	20	20
主軸鼻端	Spindle nose	-	A2-6	A2-6
油壓夾頭	Hydraulic chuck	inch	8"	8"
外徑刀尺寸	O.D. turning tool size	mm	□25	VDI 30 □20
內徑刀尺寸	I.D. turning tool size	mm	Ø40	VDI 30 Ø32
尾座心軸直徑	Quill dia. of tailstock	mm	80	80
尾座心軸行程	Quill stroke of tailstock	mm	100	100
尾座錐度	Quill taper of tailstock	-	MT#4	MT#4
切削液幫浦	Cutting coolant pump	HP	1	1
切削液容量	Coolant tank volume	L	190	190
軌道型式	Guideway type	-	硬軌 Box guideway	硬軌 Box guideway
刀塔刀具數量	Number of turret tools	-	10T	12T
刀塔換刀時間(相鄰刀)	Rotating time of turret (tool-to-tool)	sec	0.55	0.4
動力刀座轉速	Max. live tooling speed	rpm	-	5,000
動力刀塔馬達	Servo power turret motor	KW	-	2.2/3.7
機器尺寸(大約值)	Approx. machine size	mm (LxWxH)	3900 x 1900 x 2050	3900 x 1900 x 2050
機器淨重(大約值)	Approx. net weight	KGS	4100	4150

本公司產品規格/設計/特性,均不斷研究改進,如有變更,不再另行通知。
All specifications, dimensions and design characteristics shown in this catalogue are subject to change without notice.

Version 2018.11

HC-30/HC-30N/JYN-42 搭配門型機械手規格

MACHINE SPECIFICATION FOR HC-30/HC-30N/JYN-42 WITH GANTRY LOADER

機型 MODEL	單位	HC-30	HC-30N	JYN-42
床面上旋徑	Swing over cross bed	mm	300	250
最大加工外徑	Max. turning dia	mm	Ø250	Ø110
最大加工長度	Max. turning length	mm	150	100
主軸迴轉速	Spindle rotating speed	rpm	6,000	6,000
主軸貫穿孔徑	Bore of spindle	mm	Ø33	Ø33
棒材容納直徑	Max. bar feeding dia	mm	Ø30	Ø30
主軸馬達	Spindle motor	KW	3.75/5.5(opt)	3.75/5.5(opt)
X軸移動量	X-axis travel	mm	350	300
Z軸移動量	Z-axis travel	mm	250	200
X軸快速移動	X-axis rapid travel speed	m/min	20	20
Z軸快速移動	Z-axis rapid travel speed	m/min	16	20
X/Z軸伺服馬達	X/Z-axis servo motor	KW	1	1
筒夾規格	Turret type	-	163E	C32/163E(opt)
主軸鼻端	Spindle nose	-	A2-4	A2-4
油壓夾頭	Hydraulic chuck	inch	5"	5"
外徑刀尺寸	O.D. turning tool size	mm	□20	□20
內徑刀尺寸	I.D. turning tool size	mm	Ø20	Ø20
切削液幫浦	Cutting coolant pump	HP	1	1
切削液容量	Cutting coolant volume	L	120	85
軌道型式	Guideway type	-	硬軌 Box guideway 線軌 Linear guideway(opt)	硬軌 Box guideway
門型機械手 Gantry Loader				
橫移軸行程	Horizontal-axis travel	mm	1,985	1,800
上下軸行程	Up/down-axis travel	mm	740	680
橫移軸速度	Horizontal-axis speed	m/min	90	90
上下軸速度	Up/down-axis speed	m/min	100	100
軸向驅動器/馬達	Axis servo driver/motor	W	400	400
工件荷重能力	Workpiece load capacity	kg/pc	3	3
搭配門型機械手 With Gantry Loader				
機器尺寸(大約值)	Approx. machine size	mm (LxWxH)	2800 x 1450 x 2350	2650 x 1550 x 2300
機器淨重(大約值)	Approx. net weight	KGS	2400	2100

本公司產品規格/設計/特性,均不斷研究改進,如有變更,不再另行通知。
All specifications, dimensions and design characteristics shown in this catalogue are subject to change without notice.

Version 2018.11